



AECOM
DOUGLAS BUSINESS CENTRE
CARRIGALINE ROAD
DOUGLAS
CORK
Tel: +353 (0)21 436 5006
www.aecom.com

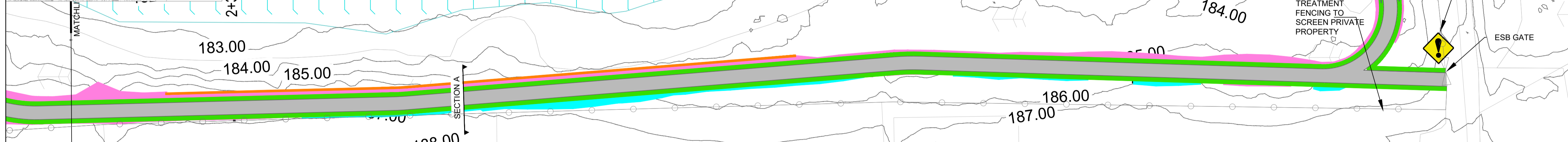
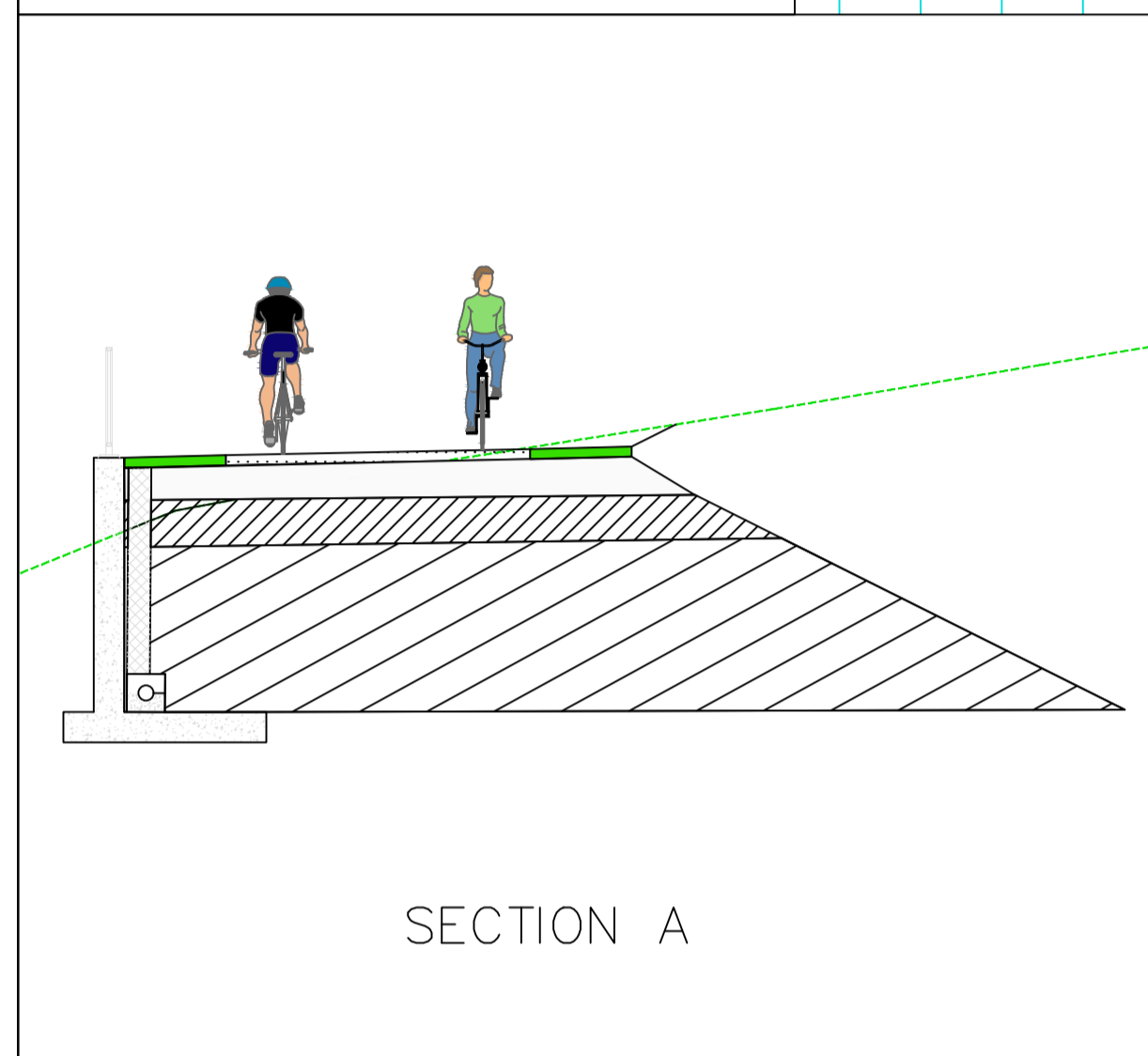
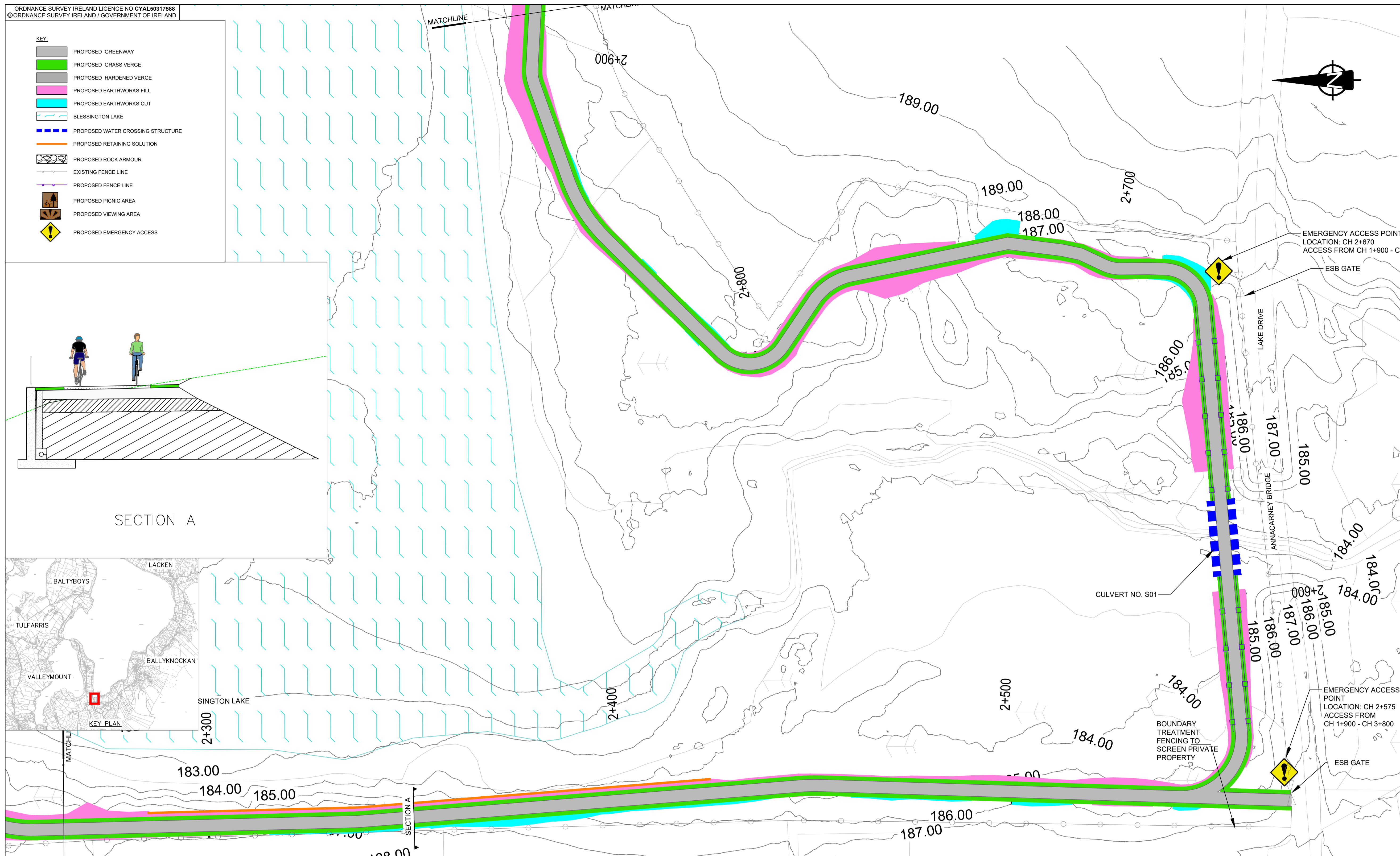
- THIS DRAWING IS TO BE READ IN CONJUNCTION WITH ALL OTHER RELEVANT ENGINEERING DRAWINGS. ANY DISCREPANCIES, ERRORS OR OMISSIONS TO BE BROUGHT TO THE ATTENTION OF THE EMPLOYER.
- ALL DIMENSIONS TO BE CHECKED BY THE CONTRACTOR ON SITE PRIOR TO COMMENCEMENT OF WORKS.
- EMPLOYER'S REPRESENTATIVE TO BE INFORMED BY THE CONTRACTOR OF ANY DISCREPANCIES PRIOR TO THE COMMENCEMENT OF WORKS ON SITE.
- DIMENSIONS OF ALL BOUNDARIES AND ADJOINING ROADS TO BE CHECKED ON SITE PRIOR TO COMMENCEMENT OF WORKS.
- DO NOT SCALE. ALL MEASUREMENTS AND COORDINATES TO BE CHECKED ON SITE.
- EXISTING FENCE LINES ARE INDICATIVE AND ARE TO BE CONFIRMED ON SITE. EXISTING FENCING IS TO BE REVIEWED ON SITE AND REPLACED WHERE REQUIRED.
- EMERGENCY ACCESS POINTS ARE TO BE CLOSED OFF WITH DEMOUNTABLE BOLLARDS. KEYS TO BE HANDED OVER TO THE OVERSEEING ORGANISATION.
- EGREENWAY DRAINAGE IS TO BE OVER THE EDGE DRAINAGE.
- PROPOSED FENCELINE TO BE ERECTED IN ACCORDANCE WITH TII STANDARD DETAIL CC-SCD-00303

I/R	DATE	DESCRIPTION
D	DEC 2023	ABP RFI UPDATE
C	MAY 2023	ABP RFI UPDATE
B	MAY 2020	ISSUED FOR INFORMATION
A	APRIL 2020	ISSUED FOR INFORMATION

60617025

PLAN AND PROFILE
VALLEYMOUNT
SHEET 8 OF 15

60617025_SHT_DD_BLGWY_145.8



CHAINAGE	EXISTING LEVELS	PROPOSED LEVELS	VERTICAL ALIGNMENT
187.024	186.834	186.907	G=-0.29% -1.341.6
2260.000	186.537	186.576	
2300.000	186.369	186.576	L=21.92 K=8.15
2350.000	186.149	186.289	
2400.000	184.834	184.852	G=-2.98% -1.33.2
2450.000	185.461	185.592	
2500.000	185.556	185.525	L=11.512 K=5.00
2550.000	183.974	184.792	
2600.000	184.028	184.469	G=-0.68% -1.147.3
2650.000	187.050	187.229	
2700.000	185.023	186.256	L=34.040 K=12.40
2750.000	185.811	186.101	
2800.000	184.960	185.252	G=2.07% 1.46.4
2850.000	186.077	186.721	
2900.000	186.016	186.135	L=51.81 K=10.79
2950.000	187.229	187.229	
2960.000	186.256	186.256	G=0.17% 1.600.6
2970.000	186.256	186.256	
2980.000	186.256	186.256	L=47.252 K=16.30
2990.000	186.256	186.256	
2995.000	186.256	186.256	G=3.94% 1.25.4
3000.000	186.256	186.256	
3005.000	186.256	186.256	L=22.06 K=2.96
3010.000	186.256	186.256	
3015.000	186.256	186.256	G=-3.52% -1.28.4
3020.000	186.256	186.256	
3025.000	186.256	186.256	L=29.338 K=5.00
3030.000	186.256	186.256	
3035.000	186.256	186.256	G=2.35% 1.43.8
3040.000	186.256	186.256	
3045.000	186.256	186.256	L=23.16 K=5.00
3050.000	186.256	186.256	
3055.000	186.256	186.256	G=-2.28% -1.43.8
3060.000	186.256	186.256	
3065.000	186.256	186.256	L=13.442 K=3.00
3070.000	186.256	186.256	
3075.000	186.256	186.256	G=2.20% 1.43.8
3080.000	186.256	186.256	
3085.000	186.256	186.256	L=11.12 K=3.00
3090.000	186.256	186.256	
3095.000	186.256	186.256	G=-1.51% -1.28.4
3100.000	186.256	186.256	
3105.000	186.256	186.256	L=29.420 K=4.66
3110.000	186.256	186.256	
3115.000	186.256	186.256	G=4.80% 1.28.4
3120.000	186.256	186.256	

This drawing has been prepared for the use of AECOM's client. It may not be used, modified, reproduced or relied upon by third parties, except as agreed by AECOM or as required by law. AECOM accepts no responsibility, and denies any liability, whatsoever, to any party that uses or relies on this drawing without AECOM's express written consent. Do not scale this document. All measurements must be obtained from the stated dimensions.